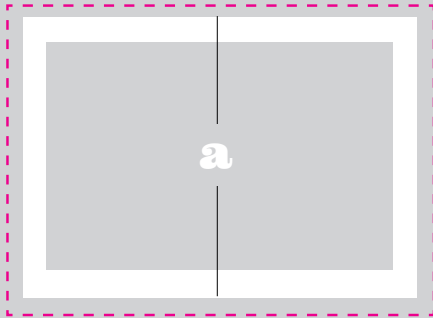
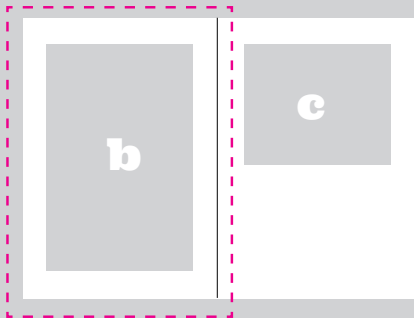


Dimensions




Double page spread
(+ 3 mm bleed)



Full page
(+3 mm bleed)

Half page



Quarter page

**Directory
Column**

	plus bleed* (add 3 mm)	with border*
a Inside front / back DPS <small>(a 12mm space must be left at either side of the centre spread)</small>	336 x 243 mm	316 x 213 mm
b Back cover	168 x 243 mm	142 x 217 mm
Full page <small>(a 12mm safe area must be left at both sides when placing text)</small>	168 x 243 mm	142 x 217 mm
c Half page	148 x 101.5 mm] no bleed or border needed
d Quarter page	69 x 101.5 mm	
e Directory advert	44 x 64 mm	
f Column advert	44 x 213 mm	

Preparing your advert for print

Your final design should be supplied in PDF form. All artwork should be created in four colour CMYK mode - no RGB, Pantone or Spot colours should be included as these elements will not print correctly and in some cases may not print at all.

Any pictures you use should be at 300dpi and in CMYK colour mode. Once added to your layout, do not scale them above 100% in size. Please ensure you own the copyright or have permission to use any images included in your advert.

When creating your PDF, please use the PDF/X-1a: 2001 standard settings which should be included with your page layout software.

* A bleed is when the artwork continues off the page. Please add an extra 3mm of image to the document page and when saving a print pdf ensure the crop marks are selected.

* A border of 15 mm will be placed around your full page advert.

contact



facebook.com/MADEmag



twitter.com/MADE_magazine



MADE, PO BOX 28825, Edinburgh, EH14 9BA
T: 07738 068022 • E: mademag@live.co.uk